

## RKB BLITZ® Range Rigid conduit

### TECHNICAL CHARACTERISTICS - **RKB** ISOLATING RIGID SELF-EXTINGUISHING CONDUIT WITH IMQ MARKING

- **STANDARDS:** CEI EN 50086-1 and CEI EN 50086-2-1 (CEI 23-54)
- **CLASSIFICATION:** 4321
- **TRADE NAME:** RKB
- **MARKING:** RKB IMQ every 50 cm
- **COLOUR:** Grey RAL 7035
- **MATERIAL:** Self-extinguishing polyvinil chloride (PVC) - based
- **LENGHT SUPPLIED:** 2 m bar                      3 m bar                      ± 0.5 %

- APPLICATION:** In view and built-in electrical systems where a good mechanical resistance to shock and compression is requested.
- **INSTALLATION TYPE:** On surface and ceiling, suitable for false ceiling and floating floors.



#### RKB

Heavy ridig conduit BLITZ® - 2 metres

Code	Conduits Ø	Pack/Carton metres
<b>DX 25 616</b>	16	<b>74/2220</b>
<b>DX 25 620</b>	20	<b>48/1344</b>
<b>DX 25 625</b>	25	<b>48/ 864</b>
<b>DX 25 632</b>	32	<b>30/ 450</b>



#### RKB

Heavy ridig conduit BLITZ® - 2 metres

Code	Conduits Ø	Pack/Carton metres
<b>DX 25 716</b>	16	<b>75/3150</b>
<b>DX 25 720</b>	20	<b>51/2142</b>
<b>DX 25 725</b>	25	<b>51/1224</b>
<b>DX 25 732</b>	32	<b>30/ 780</b>
<b>DX 25 740</b>	40	<b>21/ 525</b>
<b>DX 25 750</b>	50	<b>15/ 360</b>



The application of RK 15 conduit is also suitable in environment where there are explosion and/or fire risks (electrical systems AD-FE and AD-FT type following CEI 64-2 standards).

RK 15 conduit range can be completed with RK Range (IP 40) accessories and MORBIDX Range (IP 65).

Selection guide: page 8

Technical sheets: page 214

CARTON

pack: sheaf wrapped in polyethylene  
carton: frames in wood (to be thrown away) or metal containers (to be returned to manufacturer), (2-3 m)

# RIGID PROTECTIVE CONDUIT SYSTEMS

RK Range accessories - IP 40



## RKM Coupling

Code	Conduits Ø	Pack/Carton Qty.
DX 40 016	16	10/450
DX 40 020	20	10/300
DX 40 025	25	10/240
DX 40 032	32	5/ 90
DX 40 040	40	5/ 25
DX 40 050	50	15
DX 40 063	63	8

**INSTALLATION TYPE:** Straight pipe-fitting for 2 rigid protective conduits with the same diameter.  
**MATERIAL:** Self-extinguishing thermoplastic - grey RAL 7035.



## RKS 90° bend

Code	Conduits Ø	Pack/Carton Qty.
DX 40 116	16	10/360
DX 40 120	20	10/180
DX 40 125	25	5/ 90
DX 40 132	32	5/ 35
DX 40 140	40	5/ 20
DX 40 150	50	10
DX 40 163	63	1

**INSTALLATION TYPE:** 90° corner pipe-fitting for 2 rigid protective conduits with the same diameter.  
**MATERIAL:** Self-extinguishing thermoplastic - grey RAL 7035.



## RKT Inspection tee coupling

Code	Conduits Ø	Pack/Carton Qty.
DX 40 216	16	10/100
DX 40 220	20	10/ 60
DX 40 225	25	10/ 40
DX 40 232	32	5/ 20

**INSTALLATION TYPE:** Pipe-fitting for 3 rigid protective conduits with the same diameter; it allows easy inspections of an already installed system.  
**MATERIAL:** Self-extinguishing thermoplastic - grey RAL 7035.



## RKE Inspection bend


Code	Conduits Ø	Pack/Carton Qty.
DX 40 316	16	10/180
DX 40 320	20	10/120
DX 40 325	25	10/ 70
DX 40 332	32	10/ 40

**INSTALLATION TYPE:** 90° corner pipe-fitting for 2 rigid protective conduits with the same diameter; it allows easy inspections of an already installed system.  
**MATERIAL:** Self-extinguishing thermoplastic - grey RAL 7035.

Selection guide: page 8

Technical sheets: page 215

CARTON pack: polyethylene bags  
 carton: cardboard boxes



**MORBIDX® Quick reverse coupling system.**

Studied to facilitate conduit insertion and disconnection without mechanical seal. The perfect adherence of o-ring gasket material guarantees a strong conduit sealing also in vertical position.

**Neoprene gasket next to mouth piece guarantees IP 65 waterproof protection** also in case of thermal line compensations or possible mistakes in conduit cutting.

The wrong cutting of conduits and a non-perfect adherence with stop beats create an empty space inside the coupling that does not permit easy conduit or cable pulling. Please push the conduit into MORBIDX till the central stop beat.



**MM**  
MORBIDX® quick-release coupling

Code	Conduits Ø	Pack/Carton Qty.
<b>DX 43 016</b>	16	10/300
<b>DX 43 020</b>	20	10/240
<b>DX 43 025</b>	25	5/150
<b>DX 43 032</b>	32	5/120
<b>DX 43 040</b>	40	5/ 90
<b>DX 43 050</b>	50	3/ 54

**INSTALLATION TYPE:** Thanks to a neoprene seal and a ring seal near the inlet, the coupling guarantees an easy insertion and pulling out of the conduit (without mechanical seal).

**MATERIAL:** Self-extinguishing thermoplastic - grey RAL 7035.



**CM**  
MORBIDX® quick-release narrow-radius bend

Code	Conduits Ø	Pack/Carton Qty.
<b>DX 43 116</b>	16	10/100
<b>DX 43 120</b>	20	10/ 80
<b>DX 43 125</b>	25	5/ 50
<b>DX 43 132</b>	32	5/ 30
<b>DX 43 140</b>	40	5/ 15
<b>DX 43 150</b>	50	8

**INSTALLATION TYPE:** 90° corner pipe-fitting for 2 rigid protective conduits with the same diameter.

**MATERIAL:** Self-extinguishing thermoplastic - grey RAL 7035.

Selection guide: page 8

Technical sheets: page 216

**CARTON** pack: polyethylene bags  
carton: cardboard boxes

# RIGID PROTECTIVE CONDUIT SYSTEMS

MORBIDX® Range accessories - IP 65



## MS

MORBIDX® quick-release conduit-box coupling

Code	Conduits Ø	Thread pitch ISO	In holes Ø	Pack/Carton Qty.
DX 43 216	16	M 16 x 1.5	16	10/360
DX 43 220	20	M 20 x 1.5	20	10/300
DX 43 225	25	M 25 x 1.5	25	5/ 180
DX 43 232	32	M 32 x 1.5	32	5/ 150
DX 43 240	40	M 40 x 1.5	40	5/ 30
DX 43 250	50	M 50 x 1.5	50	5/ 15

**INSTALLATION TYPE:** Pipe-fitting for connecting rigid protective conduits to boxes, distribution boards or consumer units with threaded metric pitch holes, possibly without threads by means of a nut supplied with the coupling.

**MATERIAL:** Self-extinguishing thermoplastic - grey RAL 7035.



## RMG

MORBIDX® Quick release conduit-sheath pipe-fitting

Code	Conduits Ø	For sheath internal Ø	Pack/Carton Qty.
DX 43 316	16	12	10/450
DX 43 320	20	16	10/300
DX 43 325	25	20	5/210
DX 43 332	32	25	5/120
DX 43 340	40	32	5/ 25
DX 43 350	50	40	5/ 20

**INSTALLATION TYPE:** To connect a rigid protective conduit and a spiral sheath of DIFLEX or TERMIC ranges.

**MATERIAL:** Self-extinguishing thermoplastic - grey RAL 7035.



## RMG

MORBIDX® New quick-release conduit-sheath pipe-fitting

Code	Conduits Ø	For sheath internal Ø	Pack/Carton Qty.
DX 43 416	16	16	10/360
DX 43 420	20	20	10/240
DX 43 425	25	25	5/150
DX 43 432	32	28	5/ 40
DX 43 440	40	40	5/ 20

• on request

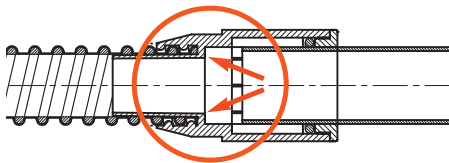
**INSTALLATION TYPE:** Pipe-fitting of a rigid protective conduit and a DIFLEX or TERMIC Ranges spiralled sheath; it allows keeping the same internal diameter at the junction point: the internal section for cable running remains constant, while increasing the space for conductors in the system.

**MATERIAL:** Self-extinguishing thermoplastic - grey RAL 7035.



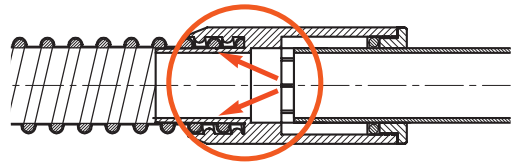
### RMG

In correspondance with the central bit of release, the internal diameter of the sheath is smaller than the conduit's, creating a section shrinkage usefull for conduits passage between rigid and pliable conduits.



### NEW RMG

In the **new version** of RGM pipe-fittings the conduit and sheath internal section for cable running **remains constant**, while increasing the space for conductors in the system.



Selection guide: page 8

Technical sheets: page 216

CARTON pack: polyethylene bags  
carton: cardboard boxes



**SVM-TT**

LA SVOLTA® conduit - MORBIDX® conduit

Code	Conduits Ø	Length sheath mm	Carton Qty.
<b>DX 43 516</b>	16	105	<b>60</b>
<b>DX 43 520</b>	20	130	<b>40</b>
<b>DX 43 525</b>	25	200	<b>20</b>
<b>DX 43 532</b>	32	295	<b>20</b>
<b>DX 43 540</b>	40	395	<b>12</b>
<b>DX 43 550</b>	50	450	<b>9</b>

**INSTALLATION TYPE:** universal quick conduit-conduit accessory.  
**MATERIAL:** self-extinguishing thermoplastic - Grey RAL 7035.



**SVM-TS**

LA SVOLTA® conduit - MORBIDX® box

Code	Conduits Ø	Length sheath mm	Thread pitch ISO	in holes Ø	Carton Qty.
<b>DX 43 616</b>	16	115	M20x1.5	20	<b>60</b>
<b>DX 43 620</b>	20	135	M25x1.5	25	<b>40</b>
<b>DX 43 625</b>	25	210	M32x1.5	32	<b>20</b>
<b>DX 43 632</b>	32	305	M40x1.5	40	<b>20</b>
<b>DX 43 640</b>	40	400	M50x1.5	50	<b>12</b>
<b>DX 43 650</b>	50	450	M63x1.5	63	<b>9</b>

**INSTALLATION TYPE:** universal quick conduit-box accessory.  
**MATERIAL:** self-extinguishing thermoplastic - Grey RAL 7035.



**SVSS**

LA SVOLTA® box-box

Code	Conduits Ø	Length sheath mm	Thread pitch ISO	in holes Ø	Carton Qty.
<b>DX 42 216</b>	16	125	M20x1.5	20	<b>60</b>
<b>DX 42 220</b>	20	140	M25x1.5	25	<b>40</b>
<b>DX 42 225</b>	25	220	M32x1.5	32	<b>20</b>
<b>DX 42 232</b>	32	315	M40x1.5	40	<b>20</b>
<b>DX 42 240</b>	40	405	M50x1.5	50	<b>12</b>
<b>DX 42 250</b>	50	450	M63x1.5	63	<b>9</b>


**INSTALLATION TYPE:** universal quick box-box accessory.  
**MATERIAL:** self-extinguishing thermoplastic - Grey RAL 7035.

# RIGID PROTECTIVE CONDUIT SYSTEMS

SPEEDY - FLEX Range accessories

RIGID PROTECTIVE  
CONDUIT SYSTEMS

SPEEDY-FLEX  
IP 66



SPEEDY-FLEX  
IP 44

## 50 SPEEDY-FLEX RANGE

Watertight flexible couplings  
Grey RAL 7035 - IP 66

Gewiss Code	For rigid conduits external diameter (mm)	External diameter (mm)	Internal diameter (mm)	Coupling length (mm)	Pack/Carton Qty.
<b>GW 50 201</b>	16	27	13	140	20/ 60
<b>GW 50 202</b>	20	31,5	17	160	20/120
<b>GW 50 203</b>	25	41	21.5	205	20/120
<b>GW 50 204</b>	32	55	28	290	10/ 60
<b>GW 50 205</b>	40	65	35.5	400	6/ 36
<b>GW 50 206</b>	50	72	44.5	515	6/ 36

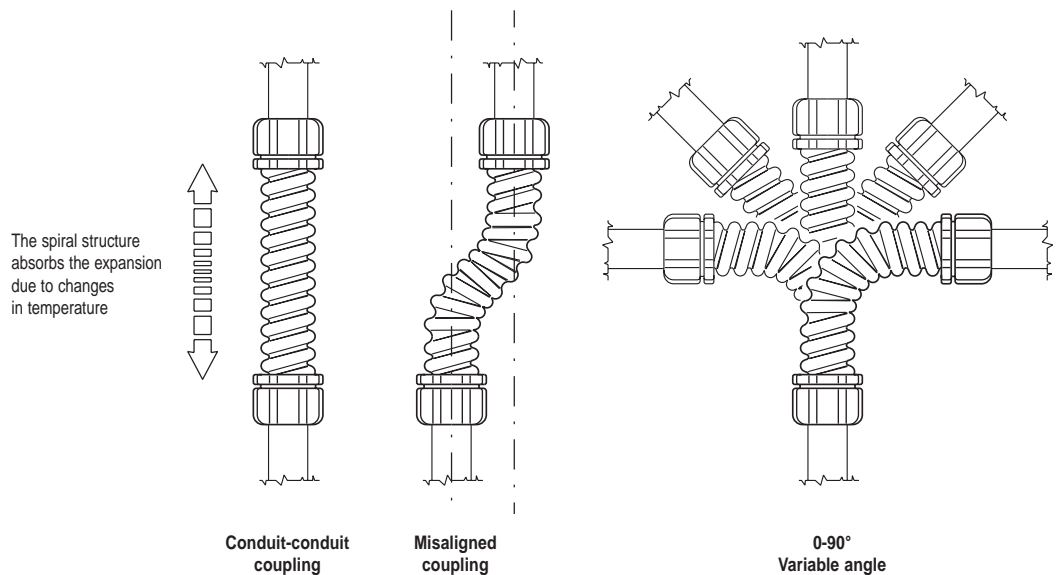
## 50 SPEEDY-FLEX RANGE

Watertight flexible couplings  
Grey RAL 7035 - IP 44

Gewiss Code	For rigid conduits external diameter (mm)	External diameter (mm)	Internal diameter (mm)	Coupling length (mm)	Pack/Carton Qty.
<b>GW 50 207</b>	16	24	13	135	20/ 60
<b>GW 50 208</b>	20	30	17	160	20/120
<b>GW 50 209</b>	25	35	21.5	205	20/120
<b>GW 50 210</b>	32	45	28	280	10/ 60
<b>GW 50 211</b>	40	55	35.5	400	6/ 36
<b>GW 50 212</b>	50	65	44.5	515	6/ 36

**CHARACTERISTICS:** Multipurpose couplings that permit making bends with a variable 0 - 90° angle or conduit-conduit or conduit-box couplings that may also be misaligned.

## APPLICATIONS



Selection guide: page 8

Technical sheets: page 220

50 Range accessories

**Conduit-box coupling  
IP 66**



**50 AC RANGE**

Shockproof polymer conduit-box coupling  
Grey RAL 7035 - IP 66

Gewiss code	For conduits external diameter (mm)	Mounting hole diameter (mm)	Pack/Carton Qty.
<b>GW50 415</b>	16	20	25/200
<b>GW50 416</b>	20	23	25/200
<b>GW50 417</b>	25	29	25/150
<b>GW50 418</b>	32	37	10/100
<b>GW50 419</b>	40	48	6/ 60
<b>GW50 420</b>	50	54	5/ 50

ACCESSORIES SUPPLIED: Fixing nut.

**Conduit-box coupling  
IP 44**



**50 AC RANGE**

Flexible polymer conduit-box couplings  
Grey RAL 7035 - IP 44

Gewiss code	For conduits external diameter (mm)	Mounting hole diameter (mm)	Pack/Carton Qty.
<b>GW50 421</b>	16	23	50/700
<b>GW50 422</b>	20	23	50/700
<b>GW50 423</b>	20	29	25/350
<b>GW50 424</b>	25	29	25/350
<b>GW50 425</b>	32	37	15/210
<b>GW50 426</b>	40	37	10/160
<b>GW50 427</b>	50	48	10/140

**Stepped glands IP 55**



**50 AC RANGE**

Flexible polymer stepped glands  
Grey RAL 7035 - IP 55

Gewiss code	For conduits max external diameter (mm)	Mounting hole diameter (mm)	Pack/Carton Qty.
<b>GW50 428</b>	16	20	100/1000
<b>GW50 429</b>	20	23	100/1000
<b>GW50 430</b>	25	29	100/1000
<b>GW50 431</b>	32	37	50/ 500
<b>GW50 432</b>	40	48	35/ 350

CHARACTERISTICS: GW 50 428, made of 150°C heat-proof polymer.

**Trunking couplings IP 40**



**50 RC RANGE**

Flexible polymer trunking couplings  
Grey RAL 7035 - IP 40

Gewiss code	For trunking dimensions (mm)	Mounting hole diameter (mm)	Distance of mounting hole centre from wall (mm)	Pack/Carton Qty.
<b>GW50 441</b>	[ 15 x 17 / 22 x 10 ]	23	17	10/150
<b>GW50 442</b>	[ 25 x 17 / 30 x 30 ]	23	20	10/150
<b>GW50 443</b>	[ 22 x 10 ]	29	23	10/150
<b>GW50 445</b>	[ 25 x 17 / 40 x 40 ]	37	29	10/150

CHARACTERISTICS: The couplings are equipped inside with references for coupling also with trunking in the sizes given in the relevant technical sheets.

Selection guide: page 9

Technical sheets: page 222

# RIGID PROTECTIVE CONDUIT SYSTEMS

## 52 Range accessories

### PG pitch cable glands IP 66



### Metric pitch cable glands IP 68



The 52 PGM Range is in conformity with the new CEI EN 50262 standard. "Metric cable glands for electrical applications".

### Cable glands with housing for rigid conduit IP 66

### 52 PG RANGE

Shockproof polymer cable glands  
Grey RAL 7035 - IP 66

Gewiss code	Pitch PG	Mounting hole diameter (mm)	For cables diameter		Pack/Carton Qty.
			Min. (mm)	Max (mm)	
<b>GW 52 001</b>	7	12.5	3	6	50/600
<b>GW 52 002</b>	9	16	5	8	50/600
<b>GW 52 003</b>	11	19	7	10.5	25/500
<b>GW 52 004</b>	13.5	20	9	12.5	25/500
<b>GW 52 005</b>	16	23	13	16	25/400
<b>GW 52 006</b>	21	29	8 17	10 20	25/400
<b>GW 52 007</b>	29	37	13.5 21	15 26	25/350
<b>GW 52 008</b>	36	48	17 30	20 34	10/140
<b>GW 52 009</b>	42	54	36 40	39 43	6/120
<b>GW 52 010</b>	48	60	38 46	40 50	5/100

ACCESSORIES SUPPLIED: Fixing nut.

APPLICATIONS: To make watertight installations with direct grip on the cable.

### 52 PGM RANGE

Shockproof polymer cable glands with threads with metric pitch  
Grey RAL 7035 - IP 68

Gewiss code	Metric pitch (mm)	Installation hole diameter (mm)	For cables diameter		Pack/Carton Qty.
			Min. (mm)	Max (mm)	
<b>GW 52 042</b>	12 x 1.25	12	3	6,5	50/600
<b>GW 52 043</b>	16 x 1.5	16	5	10	50/400
<b>GW 52 044</b>	20 x 1.5	20	10	14	25/300
<b>GW 52 045</b>	25 x 1.5	25	13	18	25/200
<b>GW 52 046</b>	32 x 1.5	32	18	25	25/150
<b>GW 52 047</b>	40 x 1.5	40	22	32	10/120
<b>GW 52 048</b>	50 x 1.9	50	30	38	6/90
<b>GW 52 049</b>	63 x 1.9	63	34	44	5/60

ACCESSORIES SUPPLIED: Fixing nut and seal.

APPLICATIONS: Direct installation on enclosures or components with fixing in through holes. Coupling in systems requiring a high degree of protection with the presence of chemicals, impact and vibration.

### 52 PGT RANGE

Shockproof polymer cable glands with housing for rigid conduit  
Grey RAL 7035 - IP 66

Gewiss code	Pitch PG	Mounting hole diameter (mm)	For conduits external diameter (mm)	For cables diameter		Pack/Carton Qty.
				Min. (mm)	Max (mm)	
<b>GW 52 024</b>	13.5	20	16	9	12.5	15/300
<b>GW 52 025</b>	16	23	20	13	16	15/240
<b>GW 52 026</b>	21	29	25	8 17	10 20	15/240
<b>GW 52 027</b>	29	37	32	13.5 21	15 26	15/210
<b>GW 52 028</b>	36	48	40	17 30	20 34	6/ 84
<b>GW 52 029</b>	42	54	50	36 40	39 43	4/ 80

ACCESSORIES SUPPLIED: Fixing nut.

APPLICATIONS: To make watertight installations with direct grip on cable and aesthetic conduit-box coupling.

NOTE: Our Sales Network is available to analyse enquiries for MINI-trunking in different colours.

Selection guide: page 9

Technical sheets: page 222





**RTC**  
MORBICAVO® patented quick-release conduit-cable pipe-fitting

Code	Conduits Ø	For cables Ø mm	Pack/Carton Qty.
<b>DX 43 713</b>	20	3 - 6	10/80
<b>DX 43 716</b>	20	6 - 9	10/80
<b>DX 43 719</b>	20	9 - 12	10/80

**INSTALLATION TYPE:** Pipe-fitting for input of rigid conduit with 20 Ø and output cable duct Ø 3-6, 6-9, 9-12 mm; it allows a rapid connection with luminaires, electrical boards and equipment while assuring IP 65 waterproof seal to the outgoing cable.

**MATERIAL:** Self-extinguishing thermoplastic - Grey RAL 7035.



**RGC**  
Sheath-cable quick-release pipe-fitting

Code	Sheaths Ø	For cables Ø mm	Pack/Carton Qty.
<b>DX 55 613</b>	16	3 - 6	10/100
<b>DX 55 616</b>	16	6 - 9	10/100
<b>DX 55 619</b>	16	9 - 12	10/100
<b>DX 55 623</b>	20	3 - 6	10/ 80
<b>DX 55 626</b>	20	6 - 9	10/ 80
<b>DX 55 629</b>	20	9 - 12	10/ 80

**INSTALLATION TYPE:** Pipe-fitting for input of sheath with 16-20 Ø and output cable duct Ø 3-6, 6-9, 9-12 mm; it allows a rapid connection with luminaires, electrical boards and equipment while assuring IP 65 waterproof seal to the outgoing cable.

**MATERIAL:** Self-extinguishing thermoplastic - Grey RAL 7035.



**MORBICAVO®**

Designed to grant to outgoing cable from a rigid conduit or from a spiralled sheath a perfect mechanical keeping and IP 65 waterproof protection thanks to a neoprene rubber ring.

A thread nut allows jointing directly to luminaires, trunkings and over electrical devices.



Selection guide: page 8


Technical sheets: page 217

**CARTON** pack: polyethylene bags  
carton: cardboard boxes

# RIGID PROTECTIVE CONDUIT SYSTEMS

Accessories for fixing rigid conduits and cables to walls

## Snap supports



### 50 AC RANGE

Shockproof polymer saddle snap clip - Grey RAL 7035

Gewiss code	For conduits external diameter (mm)	Distance between the central axis of the conduit and the wall (mm)	Pack/Carton Qty.
<b>GW 50 601</b>	16	20	100/2000
<b>GW 50 602</b>	20	22	100/1600
<b>GW 50 603</b>	25	24.5	100/ 900
<b>GW 50 604</b>	32	28	100/ 900
<b>GW 50 628</b>	40	32	50/ 450
<b>GW 50 629</b>	50	37	50/ 450

## Saddle collar clip




### 50 AC RANGE

Shockproof polymer saddle collar clip - Grey RAL 7035

Gewiss code	For conduits external diameter (mm)	Distance between the central axis of the conduit and the wall (mm)	Pack/Carton Qty.
<b>GW 50 605</b>	16	20	100/900
<b>GW 50 606</b>	20	22	100/900
<b>GW 50 607</b>	25	24.5	100/700
<b>GW 50 608</b>	32	28	50/450
<b>GW 50 630</b>	40	32	35/350
<b>GW 50 631</b>	50	37	25/200

## Modular mounting rail




### 50 AC RANGE

Modular lock-joint rail to fix supports of shockproof polymer - Grey RAL 7035

Gewiss code	Length (mm)	Distance between the central axis of the conduit and the wall (mm)	Pack/Carton Qty.
<b>GW 50 609</b>	200	+ 6 mm on the wall dimension	50/350

## Clips for rigid conduits and cables




### 50 AC RANGE

Shockproof polymer clips with hardened steel pin

Gewiss code	Colour	Inner diameter (mm)	Pack/Carton Qty.
<b>GW 50 610</b>	Grey RAL 7035	3 - 4	100/8000
<b>GW 50 611</b>		5 - 6	100/8000
<b>GW 50 612</b>		7 - 8	100/8000
<b>GW 50 613</b>		9 - 10	100/6000
<b>GW 50 614</b>		11 - 12	100/6000
<b>GW 50 615</b>		13 - 14	100/6000
<b>GW 50 616</b>		15 - 16	100/3000
<b>GW 50 617</b>		19 - 20	100/2000
<b>GW 50 618</b>		21 - 22	100/2000
<b>GW 50 619</b>		25 - 26	50/1000
<b>GW 50 620</b>		31 - 32	50/1000
<b>GW 50 621</b>	White	5 - 6	100/8000
<b>GW 50 622</b>		7 - 8	100/8000

## Flat clips and pins



### 50 AC RANGE

Flat shockproof polymer clips with pin of hardened steel

Gewiss code	Colour	For flat cables of width (mm)	Pack/Carton Qty.
<b>GW 50 623</b>	White	5 - 6	100/15000
<b>GW 50 624</b>		7 - 8	100/15000
<b>GW 50 625</b>		10 - 11	100/ 4800

### 50 AC RANGE


Hardened steel pins

Gewiss code	Description	Pack/Carton No. bags*
<b>GW 50 626</b>	Totally insulated	100/1000
<b>GW 50 627</b>	With insulating collar	100/1000

\* 1 bag contains 100 pins.

Accessories for fixing rigid conduits to walls

Saddles for rigid conduits



**50 AC RANGE**

Tropicalized steel collars M6 thread with 2 screws

Gewiss code	Internal diameter (mm)	Pack/ Carton Qty.
<b>GW50 801</b>	10 - 11	100/1600
<b>GW50 802</b>	12 - 13	100/ 800
<b>GW50 803</b>	14 - 15	100/ 800
<b>GW50 804</b>	16 - 17	100/ 800
<b>GW50 805</b>	19 - 20	100/ 800
<b>GW50 806</b>	21 - 22	100/ 600
<b>GW50 807</b>	25 - 26	100/ 600
<b>GW50 808</b>	31 - 32	100/ 600
<b>GW50 809</b>	38 - 40	100/ 600
<b>GW50 810</b>	48 - 50	50/ 300

Clips for rigid conduits

**50 AC RANGE**

Tropicalized steel clips hole 14 x 6 mm

Gewiss code	Internal diameter (mm)	Pack/ Carton Qty.
<b>GW50 811</b>	10 - 11	100/2000
<b>GW50 812</b>	12 - 13	100/2000
<b>GW50 813</b>	14 - 15	100/2000
<b>GW50 814</b>	16 - 17	100/2000
<b>GW50 815</b>	19 - 20	100/1000
<b>GW50 816</b>	21 - 22	50/1000
<b>GW50 817</b>	25 - 26	50/1000
<b>GW50 818</b>	31 - 32	50/ 600
<b>GW50 819</b>	38 - 40	50/ 600
<b>GW50 820</b>	48 - 50	50/ 300

Open type saddles for rigid conduits

**50 AC RANGE**

Tropicalized steel U-bolts with 2 holes

Gewiss code	Internal diameter (mm)	Hole dimensions (mm)	Pack/ Carton Qty.
<b>GW50 821</b>	10 - 11	7 x 4	100/2400
<b>GW50 822</b>	12 - 13		100/3500
<b>GW50 823</b>	14 - 15		100/2000
<b>GW50 824</b>	16 - 17		100/2000
<b>GW50 825</b>	19 - 20		100/2000
<b>GW50 826</b>	21 - 22	10 x 6	50/1000
<b>GW50 827</b>	25 - 26		50/1000
<b>GW50 828</b>	31 - 32		50/ 600
<b>GW50 829</b>	38 - 40		50/ 600
<b>GW50 830</b>	48 - 50		50/ 300

# RIGID PROTECTIVE CONDUIT SYSTEMS

## Rigid conduit accessories



### CFR

Re-opening fixing collar

### CF

Fixing collar

Code	For conduits Ø	Description	Pack/Carton Qty.
<b>DX 51 120</b>	16 - 20	re-opening	100/1500
<b>DX 51 232</b>	16 - 32		100/ 800
<b>DX 51 263</b>	25 - 63		400

**INSTALLATION TYPE:** It is possible to fix rigid conduits on the wall by the relative dowels.

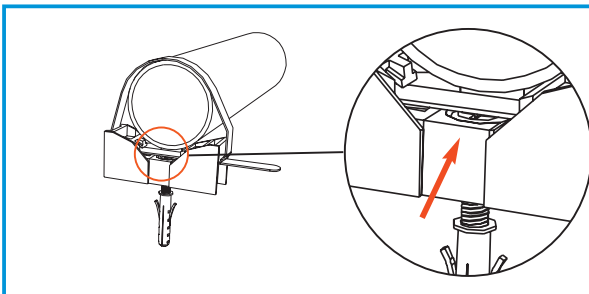
**MATERIAL:** Self-extinguishing polyamide - Grey RAL 7035.

### Fixing dowel for collar

Code	For holes Ø	Pack/Carton Qty.
<b>DX 51 306</b>	6	200/600
<b>DX 51 308</b>	8	200/600

**INSTALLATION TYPE:** For anchoring rigid conduits fixing collars to the wall.

**MATERIAL:** Self-extinguishing thermoplastic - Grey RAL 7035.



By using the relevant fixing dowels, it is possible to strong fixing on walls every type of rigid conduits collars.

**CF Range collars can also be fixed with normal expansion dowels.**

Thanks to new base configuration, which permits an easy screw edge positioning, **the contact between screw and conduit is avoided.**

## Rigid conduits accessories



### Conduit cutter and accessories

Code	Description	Pack/Carton Qty.
<b>DX 51 600</b>	Conduit cutter (for conduits Ø 16-32)	1/ 5
<b>DX 51 603</b>	Rotating conduit cutter	1/ 5
<b>DX 51 604</b>	Spare blade DX 51 600	1/50
<b>DX 51 610</b>	Glue for conduits (70 gr)	1/10

**INSTALLATION TYPE:** Available in conduit cutter and rotating conduit cutter versions, it guarantees an accurate cut of every rigid conduits type. With the collar it is possible to have IP 55 waterproof RK Range accessories and can also be used in spigot junctions, U-NORM Range rigid cable ducts.

### R

### Conduit-bending spring

Code	For conduits Ø	Pack/Carton Qty.
<b>DX 51 416</b>	16	1/10
<b>DX 51 420</b>	20	1/10
<b>DX 51 425</b>	25	1/ 5
<b>DX 51 432</b>	32	1/ 5
<b>DX 51 440</b>	40	1
<b>DX 51 450</b>	50	1

**INSTALLATION TYPE:** For cold bending of RK 15 Range rigid conduits.

**MATERIAL:** Special steel in zinc-plated wire.

## Range overview



TRIX® AND QUADRIX® SYSTEM




### QUADRIX®

A system of surface-mounting junction boxes with holes made for MORBIDX® Range quick installation accessories.

The modern design makes **particular solid and resistant boxes** to every type of mechanical stress.

The **possibility of interchanging the elements** means that the system can be adapted to suit any installation requirement.

The **quick installation** of the accessories is guaranteed by the **clip fixing**.



# TRIX® AND QUADRIX® SYSTEM

## TRIX® and QUADRIX® boxes



### TX TRIX® box

Code	Description	Pack/Carton Qty.
DX 45 003	Box without pipe-fittings	3/ 15
DX 47 000	Cap	50/450
DX 47 001	Box-box pipe-fitting	20/ 60

### QX4 QUADRIX® 106x106x50 Box four inlets

### QX7 QUADRIX® 106x106x50 Box seven inlets

### QX10 QUADRIX® 140x140x50 Box ten inlets

Code	Description	Pack/Carton Qty.
DX 45 004	4 inlets (1 cap supplied)	5/ 60
DX 45 007	7 inlets (3 caps supplied)	5/ 60
DX 45 010	10 inlets (4 caps supplied) in course of realization	
DX 47 000	Cap	50/450
DX 47 001	Box-box pipe-fitting	20/ 60



#### TRIX®

**The first box with three inlets.** Its particular shape and size makes it an ideal element for connecting lights in garages, cellars, warehouses and sheds. It is also recommended as a section breaker.

#### QUADRIX®

The lid of the boxes, fitted by pressing it into place, can only be removed with a tool. In this way the system can be easily inspected while compliance with the most important safety standards is guaranteed.

By replacing closing caps with the relevant pipe-fittings it is possible to widen the original systems for following renovations, adding easily and quickly battery boxes.

Selection guide: page 9

Technical sheets: page 224

CARTON

pack: polyethylene bags  
carton: cardboard boxes



**RMX**  
TRIX®/QUADRIX® MORBIDX® - conduit pipe-fittings

Code	Conduits Ø	Pack/Carton Qty.
<b>DX 47 616</b>	16	10/390
<b>DX 47 620</b>	20	10/360
<b>DX 47 625</b>	25	10/300

**INSTALLATION TYPE:** For connecting rigid conduits to the central unit.  
**MATERIAL:** Self-extinguishing thermoplastic - Grey RAL 7035.



**RGX**  
TRIX®/QUADRIX® - Sheath pipe-fitting

Code	Conduits Ø	Pack/Carton Qty.
<b>DX 47 212</b>	12	10/450
<b>DX 47 216</b>	16	10/450
<b>DX 47 220</b>	20	10/390

**INSTALLATION TYPE:** For connecting DIFLEX or TERMIC range spiral sheaths to the central unit.  
**MATERIAL:** Self-extinguishing thermoplastic - Grey RAL 7035.



**PCX**  
TRIX®/ QUADRIX® - Cable cable gland pipe-fitting

Code	Conduits Ø	Pack/Carton Qty.
<b>DX 47 503</b>	3 - 6	10/300
<b>DX 47 506</b>	6 - 9	10/300
<b>DX 47 509</b>	9 - 12	10/300

**INSTALLATION TYPE:** For isolating and blocking of cables to the central unit.  
**MATERIAL:** Self-extinguishing thermoplastic - Grey RAL 7035.

Selection guide: page 9

Technical sheets: page 225

**CARTON** pack: polyethylene bags  
carton: cardboard boxes